SANTERNO
GRUPPO CARRARO

Elettronica Santerno S.p.A.

Strada Statale Selice, 47 - 40026 Imola (BO)
Tel. 0542.489711 Fax 0542.489722
e-mail: info@santerno.com - www.santerno.com

Plant designation : Sinus cab.Penta 0402 4TXA2K4C8

Order : 11000378

Code : ZZCP4024C8

Serial number :

Customer : MOMENTUM

Customer ref. :

Type :

Installation site :

Rated Voltage : 400V
Rated frequency : 50Hz
Rated current : 680A
Conditioned short-circuit current :
Control voltage : 110VAC
Regulations : CEI EN60204-1

Cabinet color : RAL7032
IP rating : IP42

Sheets : 21

Rev.	Description	Date	Elaborate	Checked	Approved
Rev.1	First Issue	19.Gen.2011	MOR	Di Cesare	

Project rev.:	Date:	Proc.:	MOMENTUM	SANTERNO GRUPPO CARRARO	Heading	ZZCP4024C8	Field +Q1
Rev.1	19.Gen.2011	MOR					Sheet 1
Created by:	Date:				Sinus cab.Penta 0402 4TXA2K4C8	11000378	Continued 2
CAP	19.Gen.2011						

Proprieta' riservata - Riproduzione vietata. L'Elettronica Santerno tutela i propri diritti sui disegni a termine di legge.

WIRING

Wiring with flexible cable n07-vk.

Min section for the power cables 2.5sqmm
PVC isolation nominal voltage 450/750V

Min section for the auxiliary cables 1 sqmm
PVC isolation nominal voltage 450/750V

Min section of shielded cables 0.35 sqmm
PVC isolation nominal voltage 300/500v

Cable colours:

AC and DC power	= black
PE	= yellow/green
Power voltage 230Vac	= black
Control voltage 110-230Vac	= red
Control voltage 24VDC	= blue
External voltages	= orange

Shielded cable

Twisted cable

Cable entry:

- [ ] High
- [x] Low

Main switch:

- [x] Front
- [ ] Left
- [ ] Right

Cabinet base:

- [x] Yes
- [ ] No
- [x] 100 mm
- [ ] 150 mm strengthened
- [ ] 200 mm

MECHANICAL PARTS

Mechanical drawings, if any, just contain the device dimensions and must not be used for manufacturing processes

Terminal boards

X1 = Line terminal board

X2 = Motor terminal board

X3 = Push-button console terminals

X4 = DCS Terminals

Parts location

+Q1 = Inside cabinet

+Q1F = Cabinet front

+EXT = External

+P1 = Push-button panel

+DSC = Technical room

Project rev.:	Date:	Proc.:	MOMENTUM	SANTERNO GRUPPO CARRARO	Rule	ZZCP4024C8	Field +Q1
Rev. 1	19. Gen. 2011	MOR					Sheet 2
Created by:	Date:				Sinus cab. Penta 0402 4TXA2K4C8	11000378	Continued 3
CAP	19. Gen. 2011						

Proprieta' riservata - Riproduzione vietata. L'Elettronica Santerno tutela i propri diritti sui disegni a termine di legge.

SUMMARY

PAGE	DESCRIPTION	PAGE	DESCRIPTION
+Q1/1	Heading	+Q1/91	Part list
+Q1/2	Rule		
+Q1/3	Summary		
+Q1/5	Cabinet dimensions		
+Q1/6	Cabinet Inside		
+Q1/7	Cables entry		
+Q1/8	Cabinet socket		
+Q1/9	Inverter keypad		
+Q1/10	Incoming supply		
+Q1/12	Auxiliary power supply		
+Q1/14	Cabinet fan		
+Q1/20	Inverter		
+Q1/50	Auxiliary circuit		
+Q1/51	Auxiliary circuit		
+Q1/55	Auxiliary circuit		
+Q1/70	Line incoming terminal board		
+Q1/71	Motor terminal board		
+Q1/72	Push-button console terminals		
+Q1/73	DCS Terminals		
+Q1/90	Part list		

Proprieta' riservata - Riproduzione vietata. L'Elettronica Santerno tutela i propri diritti sui disegni a termine di legge.

Plate list

1= 10QM1 Main switch
2= 50H1 Auxiliary on
3= 20S1 Remote-Local
4= 50S3 Emergency
5= 20A1 Inverter keypad

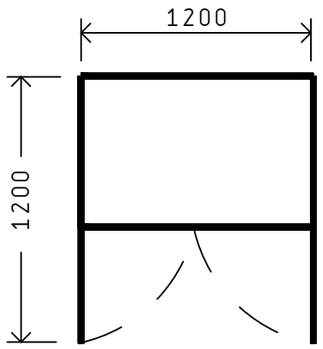

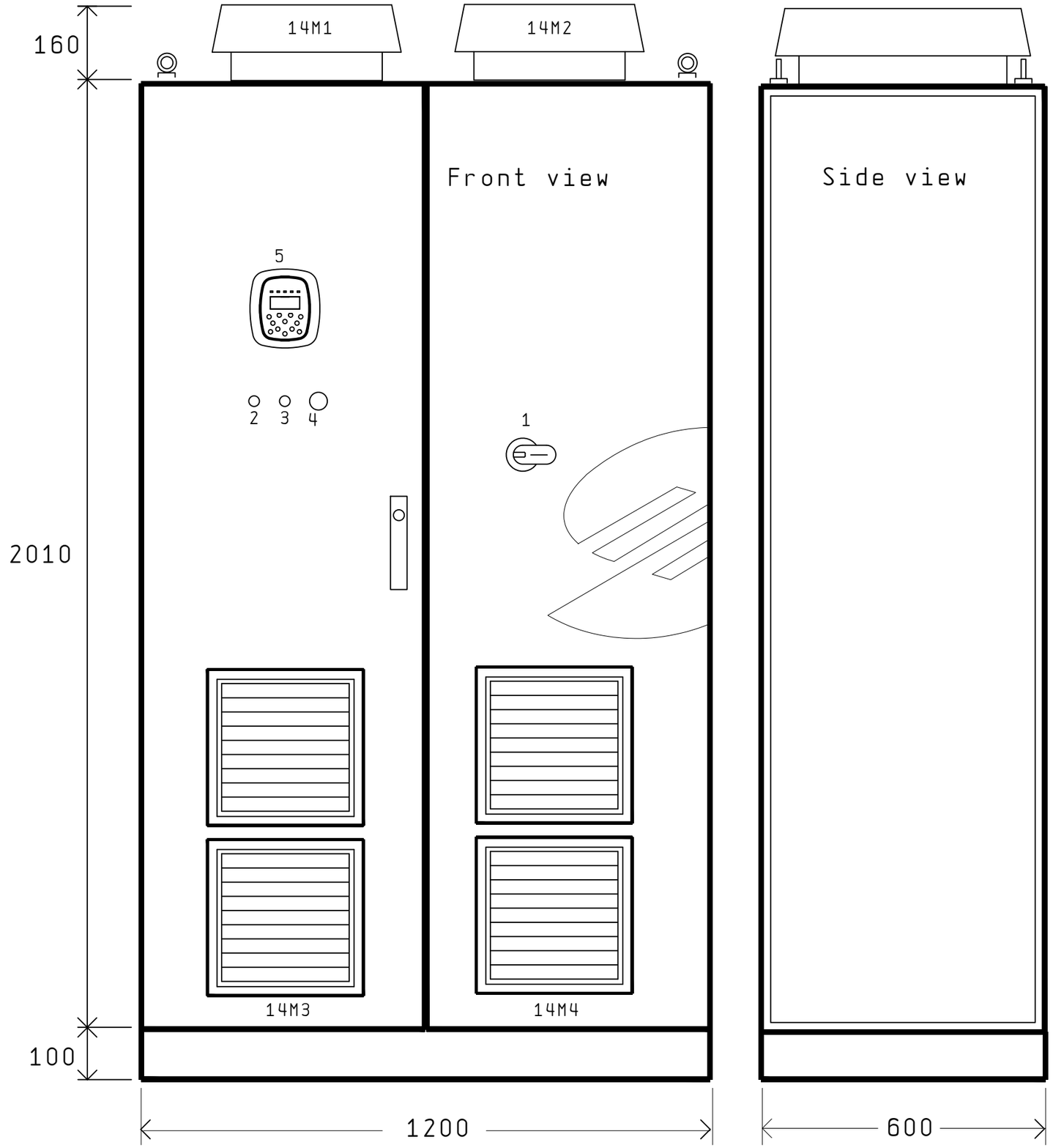

Project rev.:	Date:	Proc.:	MOMENTUM	Cabinet dimensions	ZZCP4024C8	Field +Q1
Rev. 1	19. Gen. 2011	MOR				Sheet 5
Created by:	Date:			Sinus cab. Penta 0402 4TXA2K4C8	11000378	Continued 6
CAP	19. Gen. 2011					

SANTERNO GRUPPO CARRARO

Proprieta' riservata - Riproduzione vietata. L'Elettronica Santerno tutela i propri diritti sui disegni a termine di legge.

0	1	2	3	4	5	6	7	8	9

1= 10QM1
2= 20U1
3= 20L2
4= 12F1
5= 12Q1
6= 12Q2
7= 50KM5
8= 14XI1
9= 12T1
10= 50B1
11= 19L2
12= 20KA1
13= 20KA2
14= 50KA0
15= 50KA1
16= 50KA2
17= 50KA2A
18= 51KA1
19= 51KA2
20= 51KA3
21= 51KA4
22= 51KA5
23=
24=
25=

Flexibar connected in two points on the cabinet rear panel

Terminal boards X1, X2: Bar connection, max. 2 cables per phase

Terminal boards X3, X4 double spring terminals suitable for the connection of 0.5..2.5sqmm flex cable

Front view

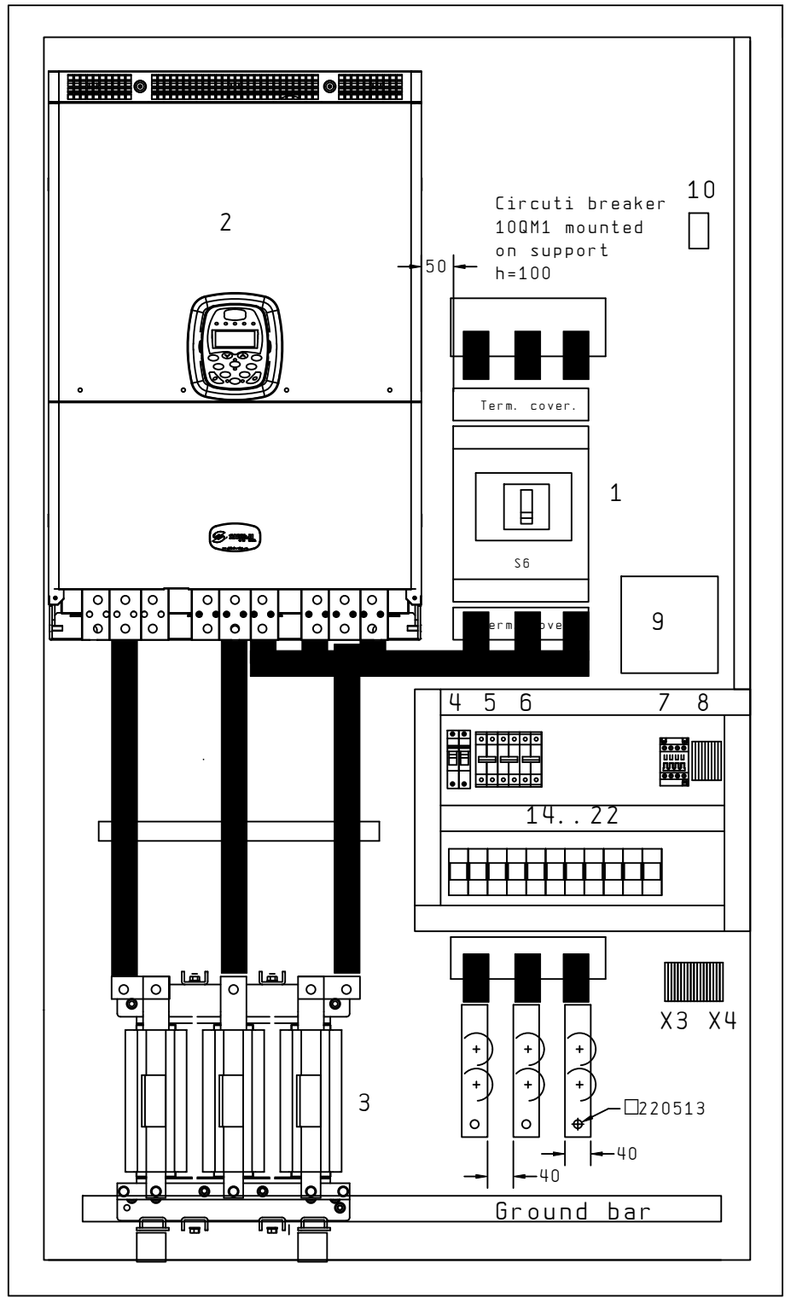

Motor output
X2

Incoming supply
X1

Side view

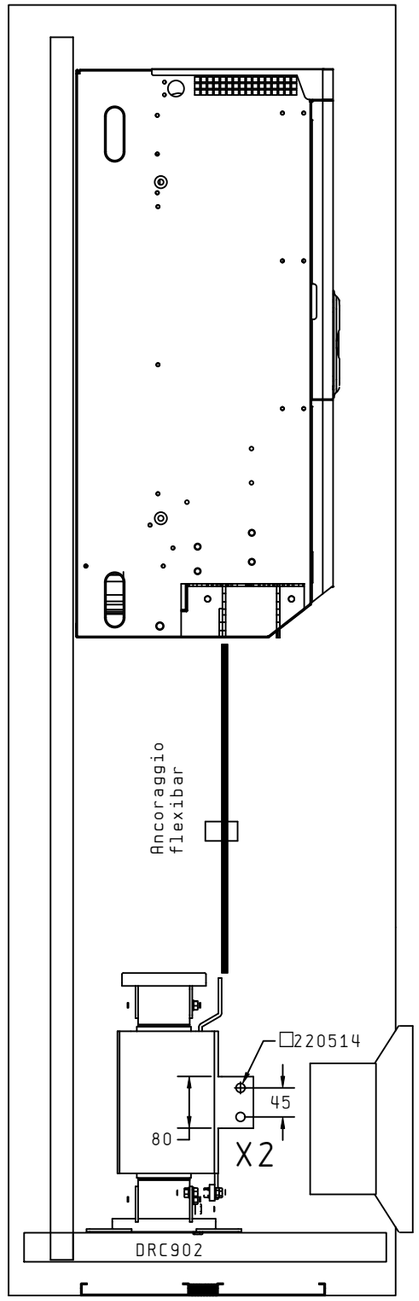

Cross-beams DRC902 are fixed both to the front and to the rear panel of the enclosure (holes are pierced on the rear panel)

Side view, terminal board X1 detail

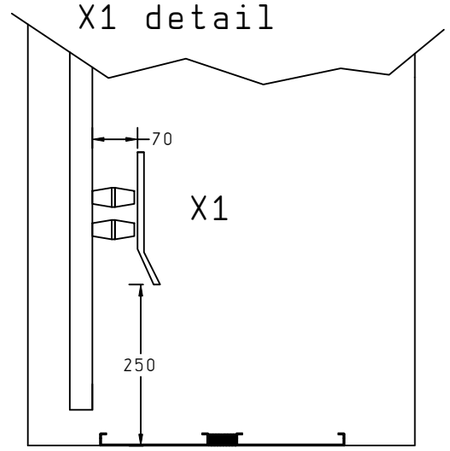

Project rev.:	Date:	Proc.:	MOMENTUM	SANTERNO GRUPPO CARRARO	Cabinet Inside	ZZCP4024C8	Field	+Q1
Rev. 1	19. Gen. 2011	MOR					Sheet	6
Created by:	Date:				Sinus cab. Penta 0402 4TXA2K4C8	11000378	Continued	7
CAP	19. Gen. 2011							

Proprieta' riservata - Riproduzione vietata. L'Elettronica Santerno tutela i propri diritti sui disegni a termine di legge.

Cabinet bottom view with removable flanges

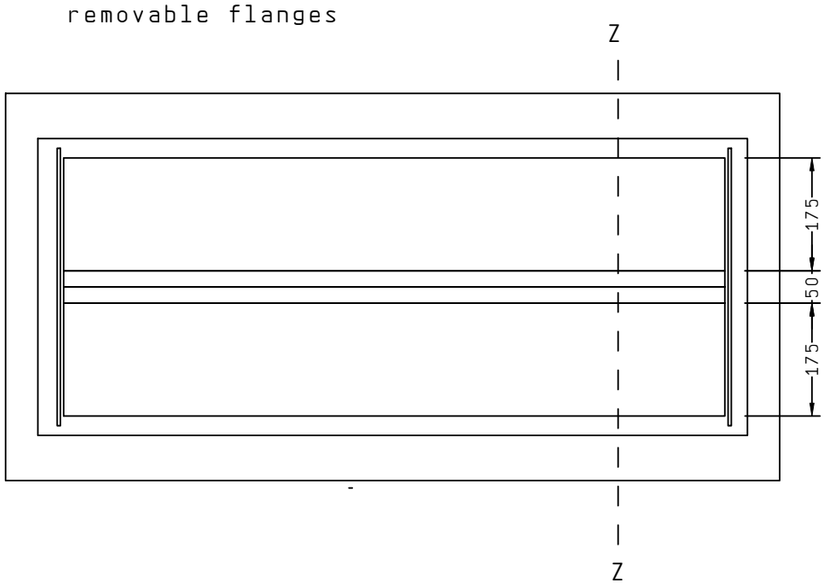

Cabinet bottom view without removable flanges

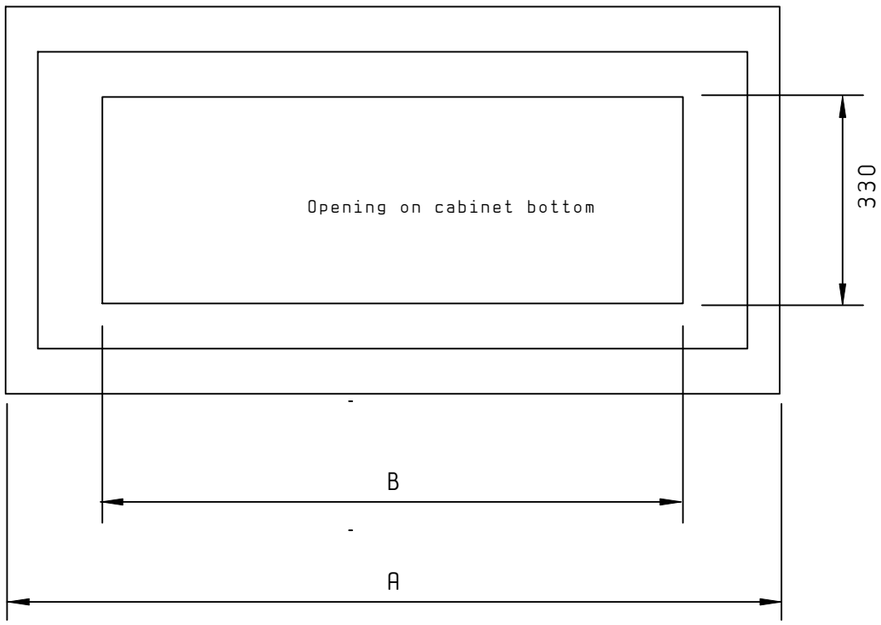

ZZ section and side view DRC cabinet

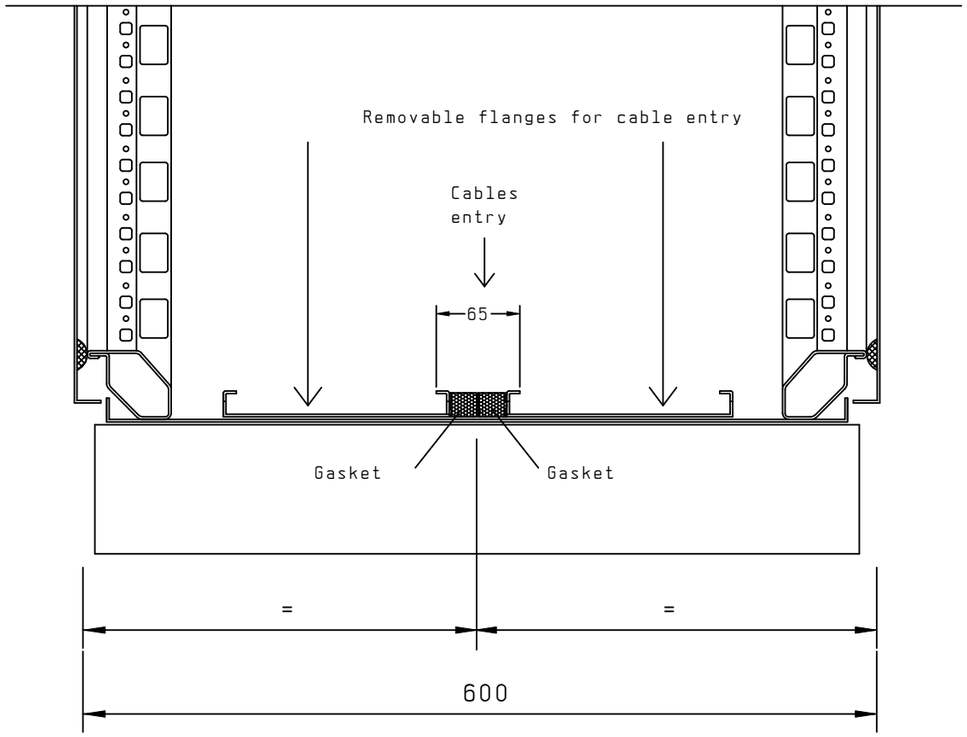

A	DRC structure width	600	800	1000	1200	1400	1600
B		300	500	700	900	1100	1300

Project rev.:	Date:	Proc.:	MOMENTUM	SANTERNO GRUPPO CARRARO	Cables entry	ZZCP4024C8	Field +Q1
Rev. 1	19. Gen. 2011	MOR					Sheet 7
Created by:	Date:				Sinus cab. Penta 040Z 4TXA2K4C8	11000378	Continued 8
CAP	19. Gen. 2011						

Proprieta' riservata - Riproduzione vietata. L'Elettronica Santerno tutela i propri diritti sui disegni a termine di legge.

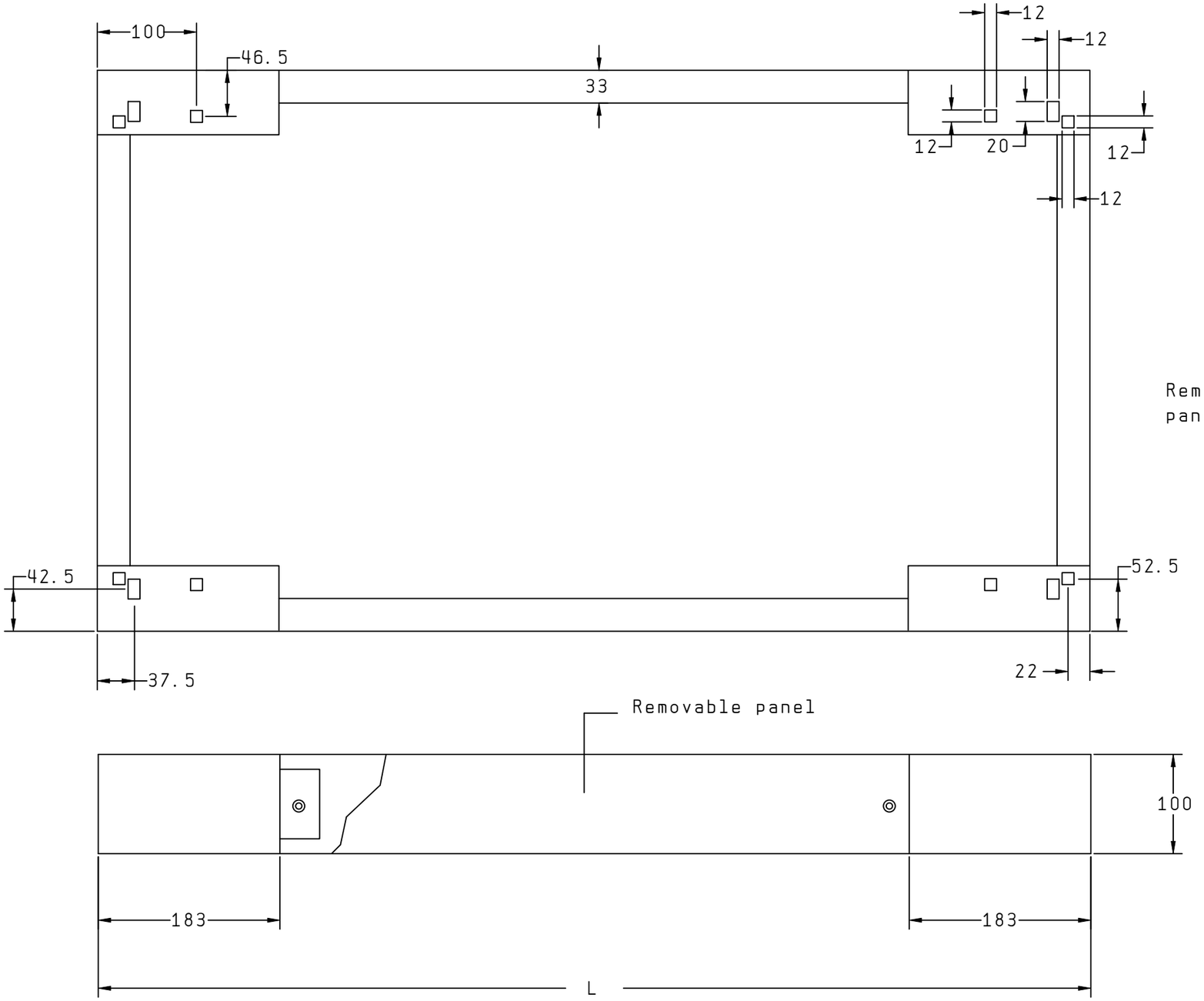

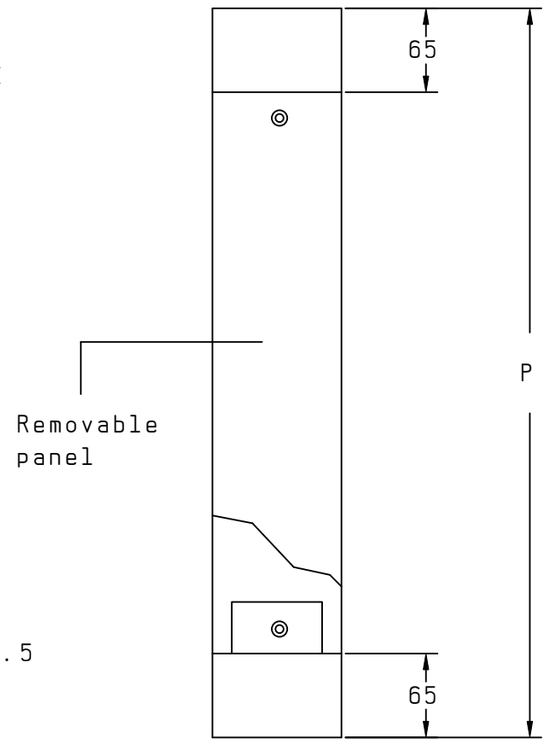

Cabinet depth (mm)	D (mm)
400	365
500	465
600	565
800	765
1000	965

Cabinet width (mm)	400	600	800	1000	1200	1400	1600
L (mm)	400	600	800	1000	1200	1400	1600

Project rev.:	Date:	Proc.:	MOMENTUM	SANTERNO GRUPPO CARRARO	Cabinet socket	ZZCP4024C8	Field +Q1
Rev. 1	19. Gen. 2011	MOR					Sheet 8
Created by:	Date:				Sinus cab. Penta 040Z 4TXA2K4C8	11000378	Continued 9
CAP	19. Gen. 2011						

Proprieta' riservata - Riproduzione vietata. L'Elettronica Santerno tutela i propri diritti sui disegni a termine di legge.

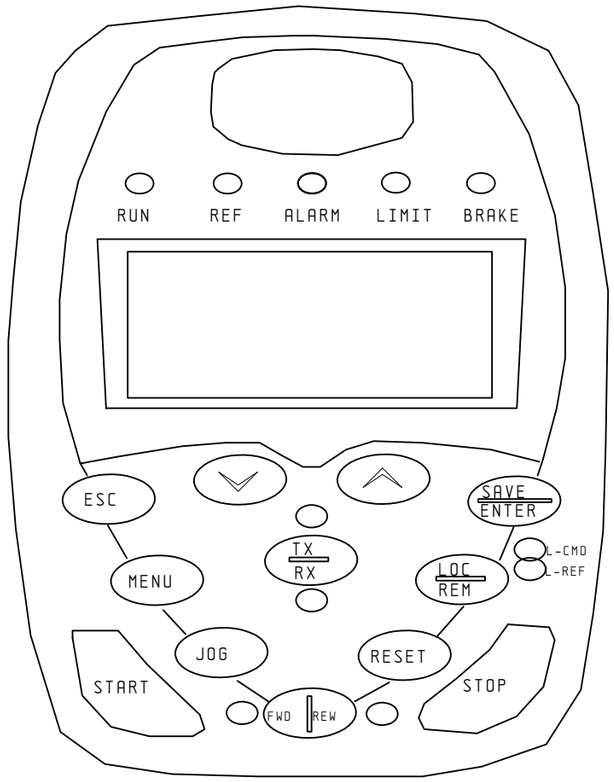

Key functions for motor control in "Local mode":

Start key = Starts the Motor

Stop key = Stops the Motor

Key = Speed decrease

Key = Speed increase

Jog, Loc-Rem, FWD-Rew = Disabled

Project rev.:	Date:	Proc.:	MOMENTUM	SANTERNO GRUPPO CARRARO	Inverter keypad	ZZCP4024C8	Field +Q1
Rev. 1	19. Gen. 2011	MOR					Sheet 9
Created by:	Date:				Sinus cab. Penta 0402 4TXA2K4C8	11000378	Continued 10
CAP	19. Gen. 2011						

Proprieta' riservata - Riproduzione vietata. L'Elettronica Santerno tutela i propri diritti sui disegni a termine di legge.

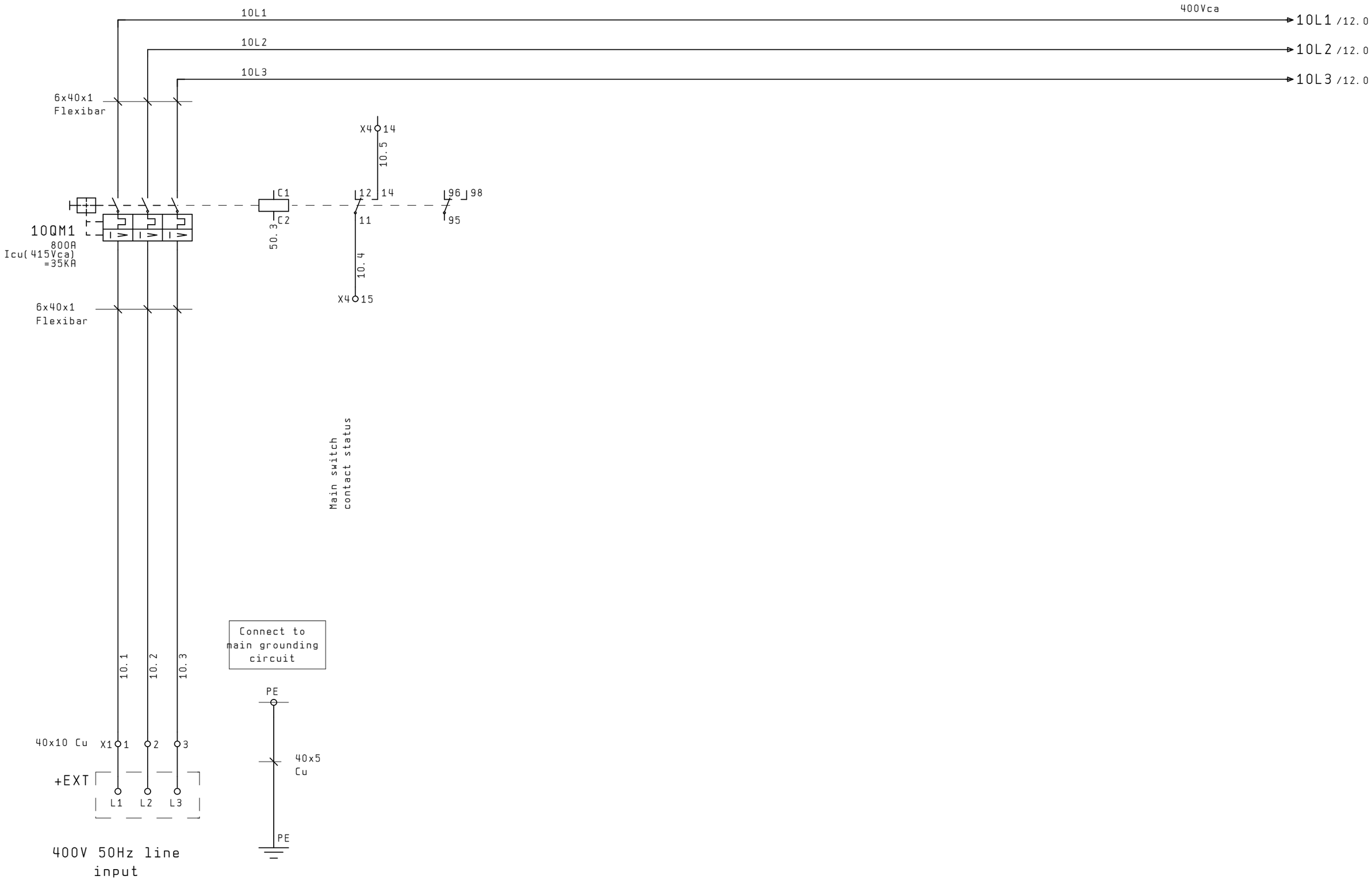

Project rev.:	Date:	Proc.:	MOMENTUM	SANTERNO GRUPPO CARRARO	Incoming supply	ZZCP4024C8	Field +Q1
Rev. 1	19. Gen. 2011	MOR					Sheet 10
Created by:	Date:				Sinus cab. Penta 0402 4TXA2K4C8	11000378	Continued 12
CAP	19. Gen. 2011						

Proprieta' riservata - Riproduzione vietata. L'Elettronica Santerno tutela i propri diritti sui disegni a termine di legge.

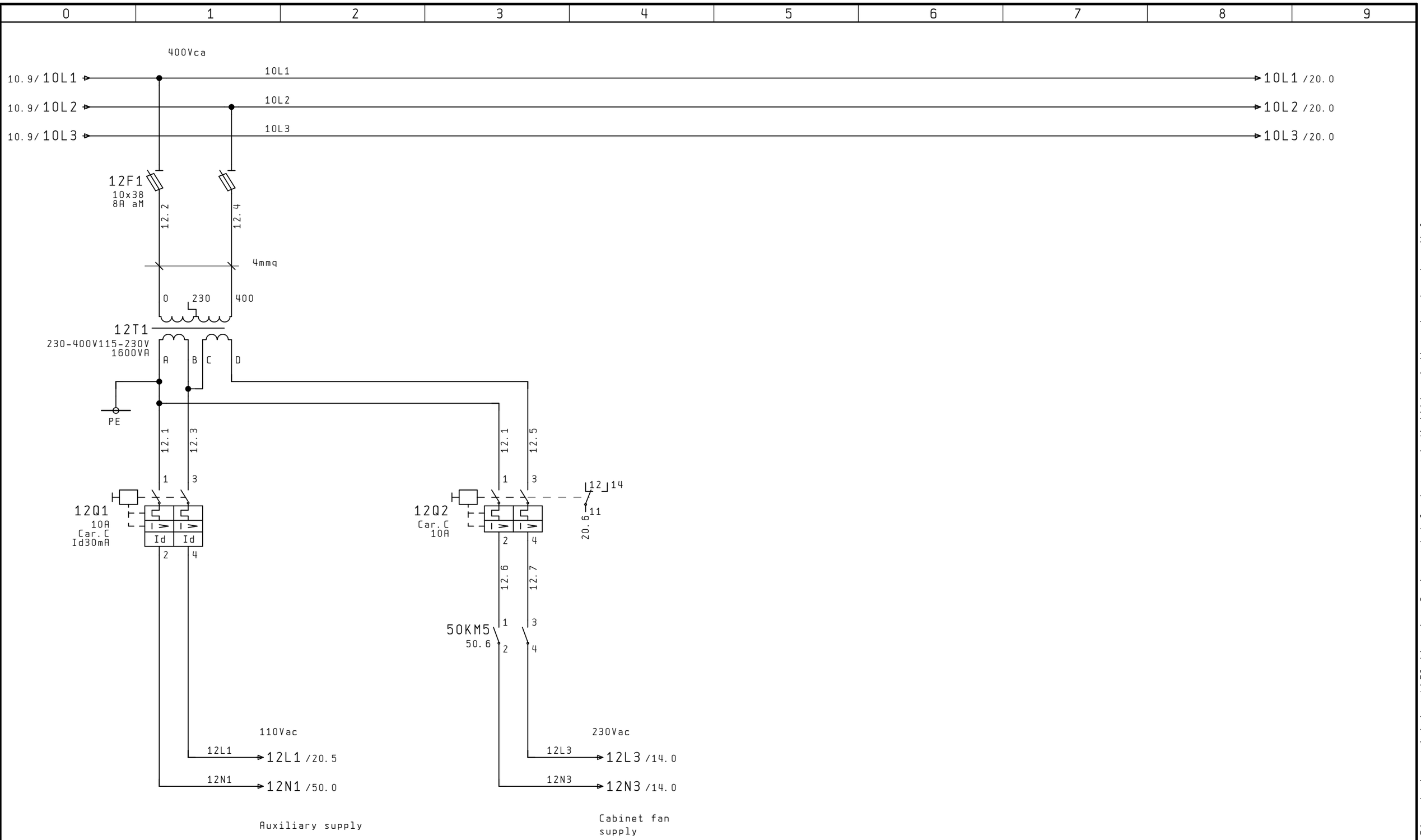

Project rev.:	Date:	Proc.:	MOMENTUM		Auxiliary power supply	ZZCP4024C8	Field	+Q1
Rev. 1	19. Gen. 2011	MOR		SANTERNO GRUPPO CARRARO			Sheet	12
Created by:	Date:				Sinus cab. Penta 0402 4TXA2K4C8	11000378	Continued	14
CAP	19. Gen. 2011							

Proprieta' riservata - Riproduzione vietata. L'Elettronica Santerno tutela i propri diritti sui disegni a termine di legge.

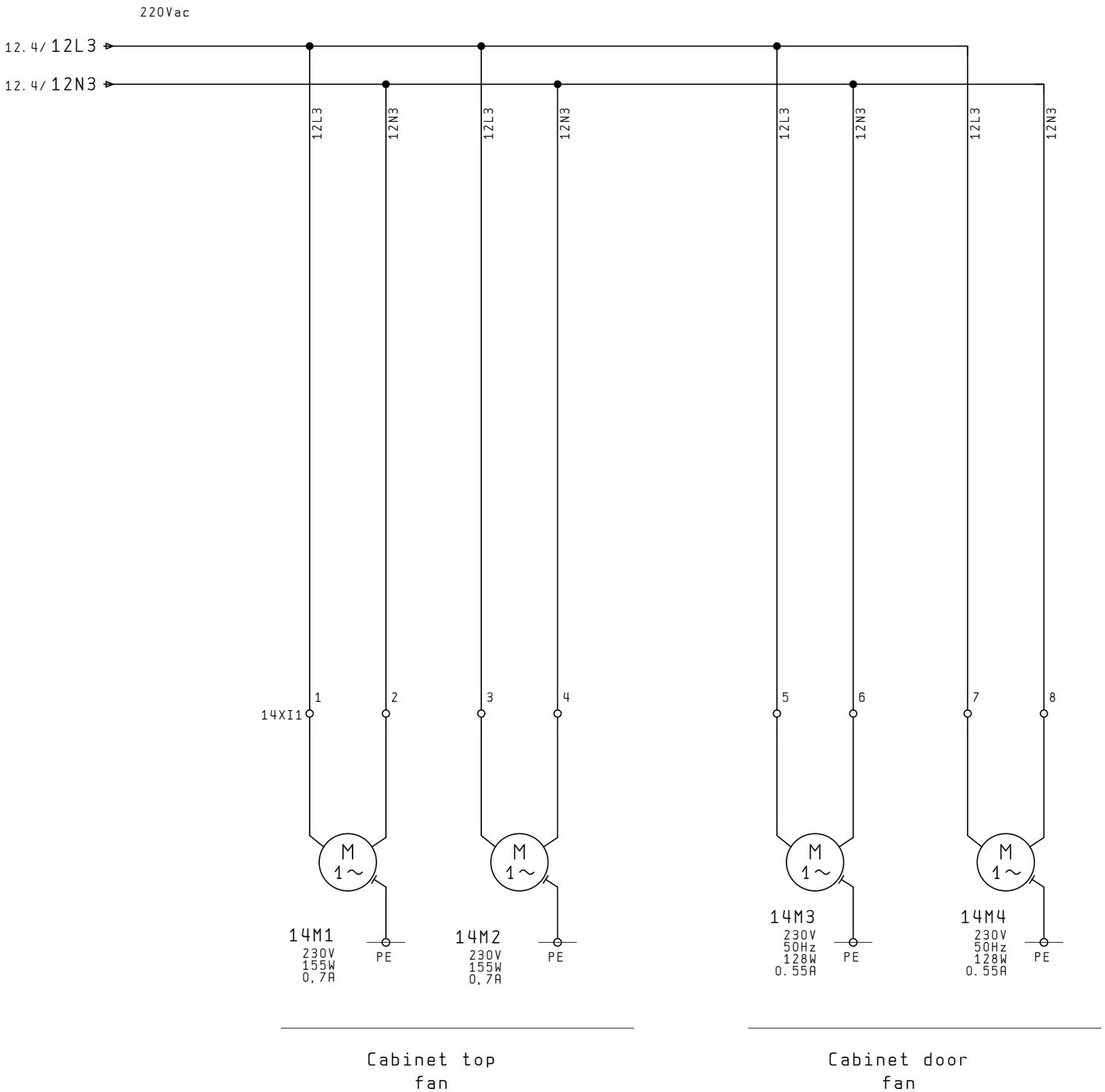

Project rev.:	Date:	Proc.:	MOMENTUM	SANTERNO GRUPPO CARRARO	Cabinet fan	ZZCP4024C8	Field +Q1
Rev. 1	19. Gen. 2011	MOR					Sheet 14
Created by:	Date:				Sinus cab. Penta 0402 4TXA2K4C8	11000378	Continued 20
CAP	19. Gen. 2011						

Proprieta' riservata - Riproduzione vietata. L'Elettronica Santerno tutela i propri diritti sui disegni a termine di legge.

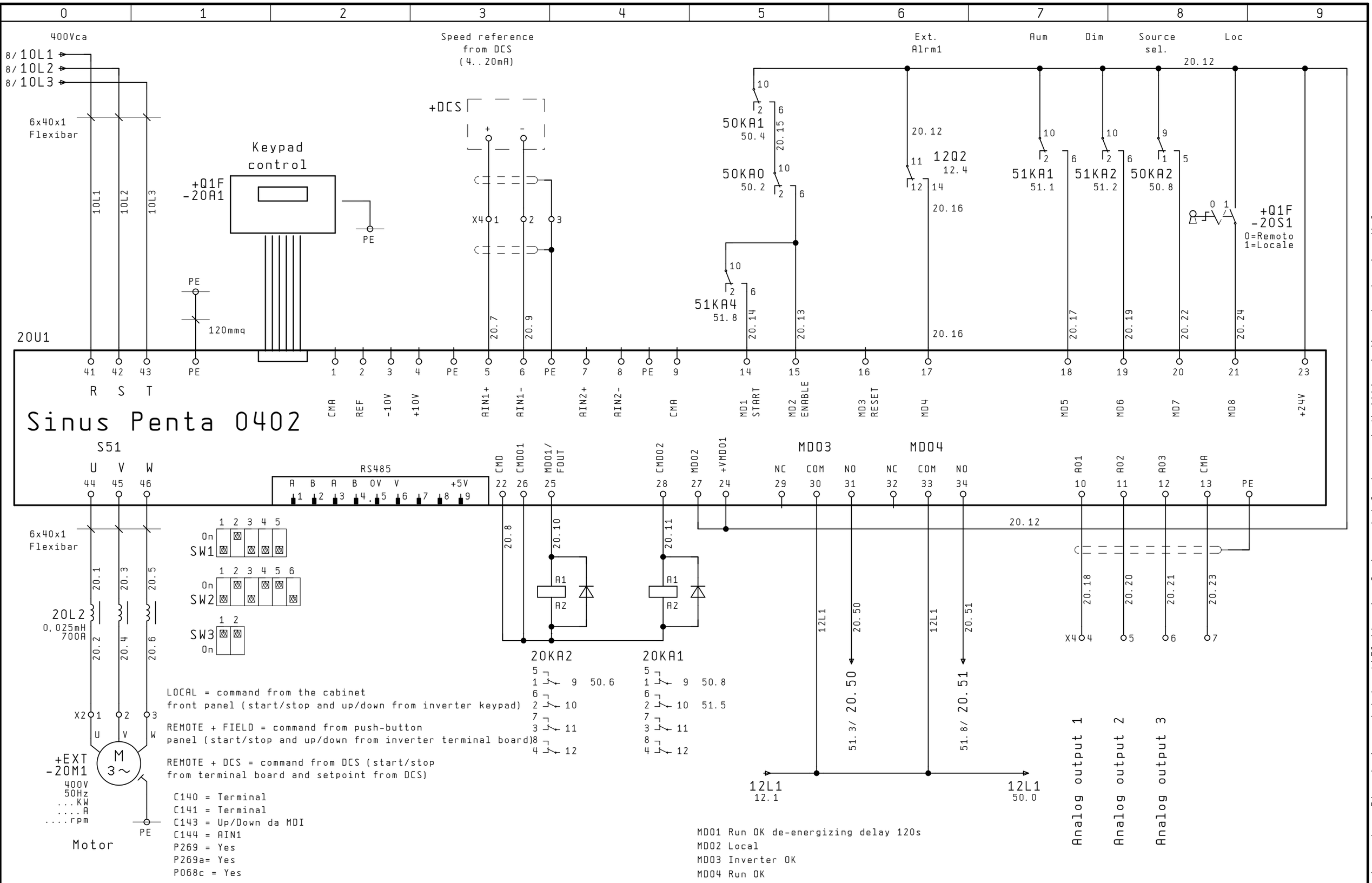

Project rev.:	Date:	Proc.:	MOMENTUM	SANTERNO GRUPPO CARRARO	Inverter	ZZCP4024C8	Field +Q1
Rev. 1	19. Gen. 2011	MOR					Sheet 20
Created by:	Date:				Sinus cab. Penta 0402 4TXA2K4C8	11000378	Continued 50
CAP	19. Gen. 2011						

Proprieta' riservata - Riproduzione vietata. L'Elettronica Santerno tutela i propri diritti sui disegni a termine di legge.

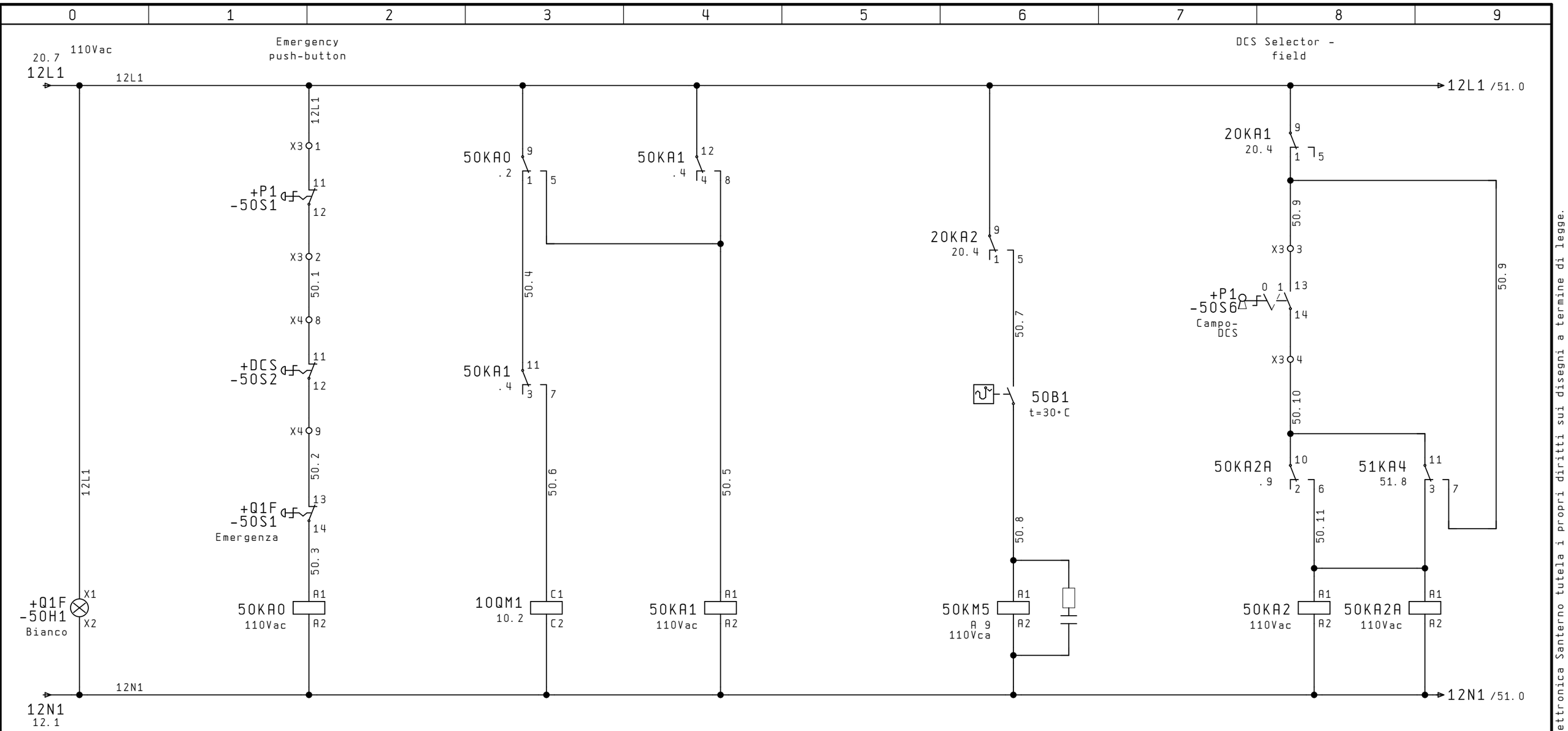

Aux ON indicator light

Emergency

Release opening the main switch

Release enabled after first plug-in

Cabinet fan contactor

0=Field
1=DCS

Project rev.:	Date:	Proc.:	MOMENTUM	Auxiliary circuit	ZZCP4024C8	Field +Q1
Rev. 1	19. Gen. 2011	MOR				Sheet 50
Created by:	Date:			Sinus cab. Penta	11000378	
CAP	19. Gen. 2011			0402 4TXA2K4C8		Continued 51

SANTERNO GRUPPO CARRARO

Proprieta' riservata - Riproduzione vietata. L'Elettronica Santerno tutela i propri diritti sui disegni a termine di legge.

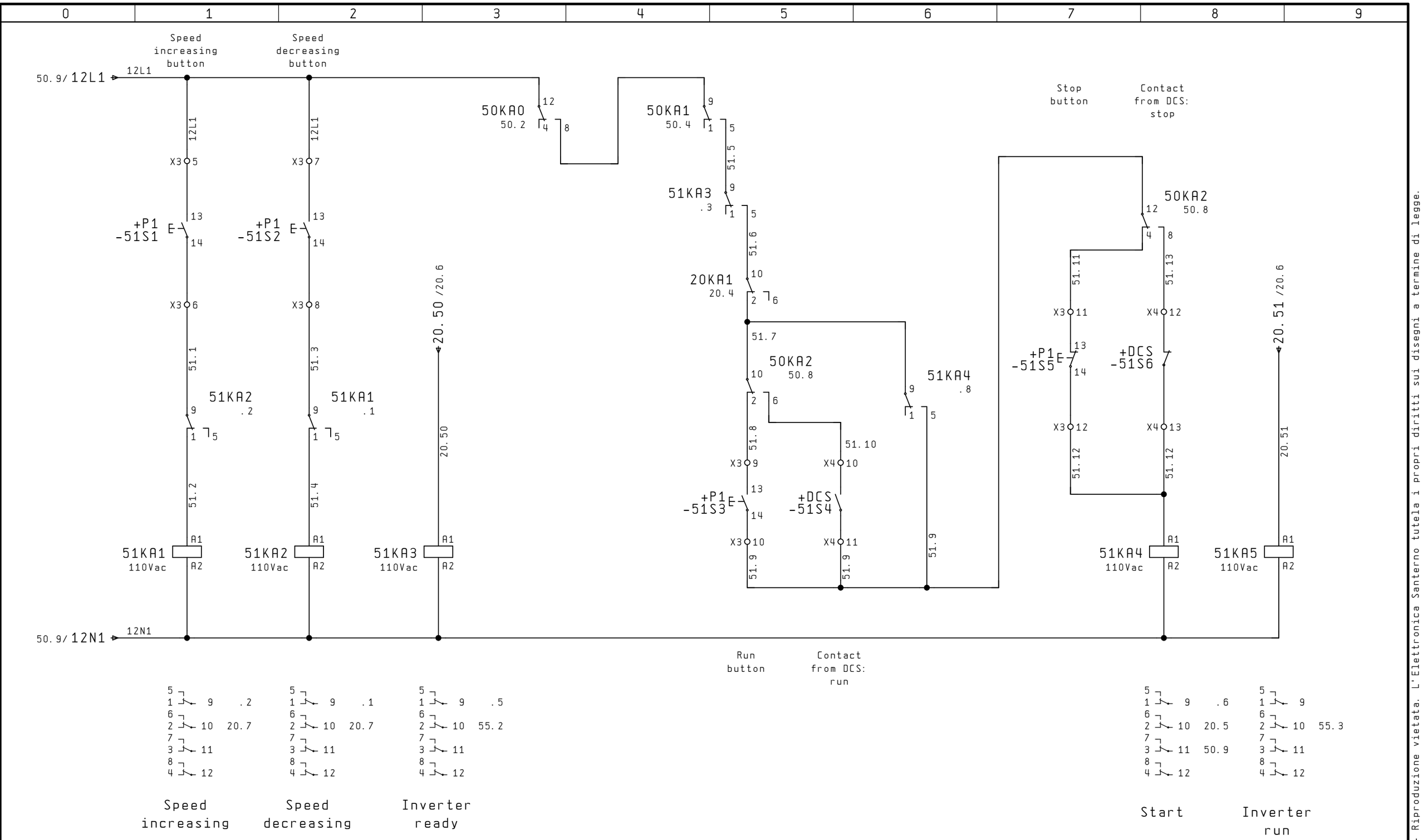

Project rev.:	Date:	Proc.:	MOMENTUM	SANTERNO GRUPPO CARRARO	Auxiliary circuit	ZZCP4024C8	Field +Q1
Rev. 1	19. Gen. 2011	MOR					Sheet 51
Created by:	Date:				Sinus cab. Penta 0402 4TXA2K4C8	11000378	Continued 55
CAP	19. Gen. 2011						

Proprieta' riservata - Riproduzione vietata. L'Elettronica Santerno tutela i propri diritti sui disegni a termine di legge.

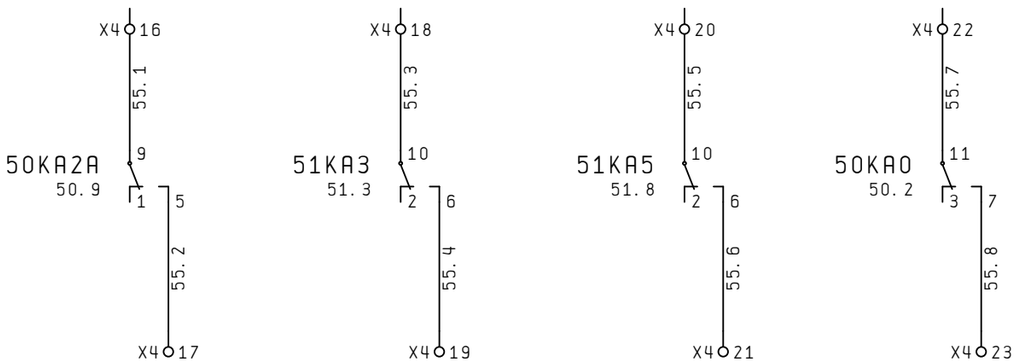

Contact for DCS: 1=DCS 0=field	Contact for DCS: 1=inverter ready 0=alarm	Contact for DCS: run	Contact for DCS: emergency

Proprieta' riservata - Riproduzione vietata. L'Elettronica Santerno tutela i propri diritti sui disegni a termine di legge.

Project rev.:	Date:	Proc.:	MOMENTUM	SANTERNO GRUPPO CARRARO	Auxiliary circuit	ZZCP4024C8	Field +Q1
Rev. 1	19. Gen. 2011	MOR					Sheet 55
Created by:	Date:				Sinus cab. Penta 0402 4TXA2K4C8	11000378	
CAP	19. Gen. 2011						Continued 70

0	1	2	3	4	5	6	7	8	9

Terminal Board ID: X1

Term. N.	Wire N.	Cable			Component			Page
		ID	Type	Cond.	ID	Ter.	Description	
1	10.1				+EXT	L1	400V 50Hz line input	-10.1
2	10.2				+EXT	L2	=	-10.1
3	10.3				+EXT	L3	=	-10.1

Proprieta' riservata - Riproduzione vietata. L'Elettronica Santerno tutela i propri diritti sui disegni a termine di legge.

Project rev.:	Date:	Proc.:	MOMENTUM	SANTERNO GRUPPO CARRARO	Line incoming terminal board	ZZCP4024C8	Field +Q1
Rev. 1	19. Gen. 2011	MOR					Sheet 70
Created by:	Date:				Sinus cab. Penta 0402 4TXA2K4C8	11000378	
CAP	19. Gen. 2011						Continued 71

0	1	2	3	4	5	6	7	8	9

Terminal Board ID: X2

Term. N.	Wire N.	Cable			Component			Page
		ID	Type	Cond.	ID	Ter.	Description	
1	20.2				+EXT-20M1	U	Motor	-20.0
2	20.4				+EXT-20M1	V	=	-20.0
3	20.6				+EXT-20M1	W	=	-20.1

Project rev.:	Date:	Proc.:	MOMENTUM
Rev.1	19.Gen.2011	MOR	
Created by:	Date:		
CAP	19.Gen.2011		

SANTERNO GRUPPO CARRARO

Motor terminal board

Sinus cab.Penta
0402 4TXA2K4C8

ZZCP4024C8

11000378

Field	+Q1
Sheet	71
Continued	72

Proprieta' riservata - Riproduzione vietata. L'Elettronica Santerno tutela i propri diritti sui disegni a termine di legge.

Terminal Board ID: X3

Term. N.	Wire N.	Cable			Component			Page
		ID	Type	Cond.	ID	Ter.	Description	
1	12L1				+P1-50S1	11	Emergency push-button	-50.2
2	50.1				+P1-50S1	12	=	-50.2
3	50.9				+P1-50S6	13	DCS selector field	-50.8
4	50.10				+P1-50S6	14	=	-50.8
5	12L1				+P1-51S1	13	Speed increasing button	-51.1
6	51.1				+P1-51S1	14	=	-51.1
7	12L1				+P1-51S2	13	Speed decreasing button	-51.2
8	51.3				+P1-51S2	14	=	-51.2
9	51.8				+P1-51S3	13	Run button	-51.5
10	51.9				+P1-51S3	14	=	-51.5
11	51.11				+P1-51S5	13	Stop button	-51.7
12	51.12				+P1-51S5	14	=	-51.7

Proprieta' riservata - Riproduzione vietata. L'Elettronica Santerno tutela i propri diritti sui disegni a termine di legge.

0	1	2	3	4	5	6	7	8	9

Terminal Board ID: X4

Term. N.	Wire N.	Cable			Component			Page
		ID	Type	Cond.	ID	Ter.	Description	
1	20.7				+DCS	+	Speed reference from DCS (4..20mA)	-20.3
2	20.9				+DCS	-	=	-20.3
3					SCH		=	-20.4
4	20.18						Analog output 1	-20.7
5	20.20						Analog output 2	-20.8
6	20.21						Analog output 3	-20.8
7	20.23						Analog output common	-20.8
8	50.1				+DCS-50S2	11	Emergency push-button	-50.2
9	50.2				+DCS-50S2	12	=	-50.2
10	51.10				+DCS-51S4		Contact from DCS: run	-51.5
11	51.9				+DCS-51S4		=	-51.5
12	51.13				+DCS-51S6		Contact from DCS: stop	-51.8
13	51.12				+DCS-51S6		=	-51.8
14	10.5						Main switch contact status	-10.3
15	10.4						=	-10.2
16	55.1						Contatto per DCS: 1=DCS 0=campo	-55.0
17	55.2						=	-55.1
18	55.3						Contact for DCS: 1=inverter ready 0=alarm	-55.2
19	55.4						=	-55.2
20	55.5						Contact for DCS: run	-55.3
21	55.6						=	-55.3
22	55.7						Contact for DCS: emergency	-55.4
23	55.8						=	-55.4

Proprieta' riservata - Riproduzione vietata. L'Elettronica Santerno tutela i propri diritti sui disegni a termine di legge.

Part list

Component ID	Qty	Manufacturer's part number	ES Part number	Description	Features	Manufacturer
	1	TG0200304	TG0200304	ES logo	348x466mm	E.S.
	1	TG0200308	TG0200308	Sticker with ES Logo	420x92 mm	E.S.
	1	DRC 38	XXCR00260	DRC series cabinet	H=2000 L=1200 P=600	Zanardo
	1	DRC 618	XXCR00261	Modular socket (H=100)	L = 1200mm P = 600mm	Zanardo
	1	DRC 358	XXCR00241	Side walls for DRC series	H=2000 P=600 mm	Zanardo
	1	DRC 781	CR0900921	Diagram holder pocket, iron, l=428	For door l=600	Zanardo
	1	DRC 771	XXCR00215	Cable support bar=600	L = 458 mm	Zanardo
	4	DRC 910	XXCR00211	Lifting eye-bolts	Packing unit = 1 piece	Zanardo
	1	DRC 902	CR0901012	Transformer cross-beams l=800	Packing unit = 2 pieces (Max 350Kg)	Zanardo
	2	GKF30	XXVN00054	Filter units GKF30	325x325 mm IP54	Stulz
+Q1-10QM1	1	1SDA0 18951 R1	XXCE00091	3P circuit breaker S6N 800 F F PR211P-LI	Icu(415V)=35KA Ue=690Vca In=800A	ABB
+Q1-10QM1	1	1SDA0 14138 R1	XXCE00039	Opening release for S6-S7	110-120Vca 110-125Vcc	ABB
+Q1-10QM1	1	1SDA0 14209 R1	XXCE00040	Release coil connector S7	for fixed L=1m	ABB
+Q1-10QM1	1	1SDA0 23366 R1	XXCE00003	Auxiliary contacts for S6-S7	2 changeover c. op/cl	ABB
+Q1-10QM1	1	1SDA0 14207 R1	XXCE00041	Connector for aux contact S7 l=1m	for fixed switch	ABB
+Q1-10QM1	1	1SDA0 14040 R1	XXCE00164	Copriterminali isolanti alti 3p per HTC T6 o	packing unit = 2 pieces	ABB
+Q1-10QM1	1	1SDA0 14028 R1	XXCE00005	Fed-back rotary handle for S6	Lmax=500mm	ABB
+Q1-12F1	1	BASE BIP 10X38	FU1006010	2 pole fuse holder	10,3x38 690V	
+Q1-12F1	2	8A AM	FU0006308	Delayed fuse 10,3x38	8A aM 500V	
+Q1-12Q1	1	S598460	XXCE00228	MCCB switch S 202 L-C10	Char.C 10A 4,5KA 400Vac	ABB
+Q1-12Q1	1	B427911	XXCE00232	Differential DDA 202 AC-25/0,03	In=25A Id=30mA	ABB
+Q1-12Q2	1	S598460	XXCE00228	MCCB switch S 202 L-C10	Char.C 10A 4,5KA 400Vac	ABB
+Q1-12Q2	1	A563826	XXCE00230	Auxiliary contacts S2C-H6R for S 200		ABB
+Q1-12T1	1	804382	TR5117009	Single-phase control transformer	P=230-400V S=115-230V 1600VA	ERC
+Q1-14M1	1	TB25000220	XXVN00051	Tower fan 1450 mc/h IP44	230V 50/60Hz 155W	Stulz
+Q1-14M2	1	TB25000220	XXVN00051	Tower fan 1450 mc/h IP44	230V 50/60Hz 155W	Stulz
+Q1-14M3	1	GKV30A2220	XXVN00031	Filter fan 990mc/h	230V 50/60Hz 128W 325x325mm	Stulz
+Q1-14M4	1	GKV30A2220	XXVN00031	Filter fan 990mc/h	230V 50/60Hz 128W 325x325mm	Stulz
+Q1-20KA1	1	ER 595 9	RL0200807	CR-M024DC4LG 4-changeover contact relay	24Vdc coil Golden contacts+Leds	ABB
+Q1-20KA1	1	ER 611 4	XXRN00007	Reverse polarity diode, CR-P/M22	6-230Vdc	ABB
+Q1-20KA1	1	ER 686 6	RL5001999	Standard Socket CR-M4SS for 2/4 c/o contacts	For 2/4 c/o contacts	ABB
+Q1-20KA1	1	ER 609 8	XXRL00112	Catch for CR-MH socket relay		ABB
+Q1-20KA2	1	ER 595 9	RL0200807	CR-M024DC4LG 4-changeover contact relay	24Vdc coil Golden contacts+Leds	ABB
+Q1-20KA2	1	ER 611 4	XXRN00007	Reverse polarity diode, CR-P/M22	6-230Vdc	ABB
+Q1-20KA2	1	ER 686 6	RL5001999	Standard Socket CR-M4SS for 2/4 c/o contacts	For 2/4 c/o contacts	ABB
+Q1-20KA2	1	ER 609 8	XXRL00112	Catch for CR-MH socket relay		ABB
+Q1-20L2	1	IM0138300	IM0138300	Impedenza trifase	25uH 700A	E.S.
+Q1-20U1	1	ZZ0124063 74203	ZZ0124063 74203	SINUS PENTA 0402 4T XA2K0 S51		E.S.
+Q1-50B1	1	TMF	XXVN00042	Thermostat with NO contacts	0 - 60 degrees	Stulz
+Q1-50KA0	1	ER 598 3	RL0200961	Relays with 4 c/o contacts CR-M110AC4LG	110Vca Coil Gold contacs+led	ABB

Proprieta' riservata - Riproduzione vietata. L'Elettronica Santerno tutela i propri diritti sui disegni a termine di legge.

Part list

Component ID	Qty	Manufacturer's part number	ES Part number	Description	Features	Manufacturer
+Q1-50KA0	1	ER 686 6	RL5001999	Standard Socket CR-M4SS for 2/4 c/o contacts	For 2/4 c/o contacts	ABB
+Q1-50KA0	1	ER 609 8	XXRL00112	Catch for CR-MH socket relay		ABB
+Q1-50KA1	1	ER 598 3	RL0200961	Relays with 4 c/o contacts CR-M110AC4LG	110Vca Coil Gold contacs+led	ABB
+Q1-50KA1	1	ER 686 6	RL5001999	Standard Socket CR-M4SS for 2/4 c/o contacts	For 2/4 c/o contacts	ABB
+Q1-50KA1	1	ER 609 8	XXRL00112	Catch for CR-MH socket relay		ABB
+Q1-50KA2	1	ER 598 3	RL0200961	Relays with 4 c/o contacts CR-M110AC4LG	110Vca Coil Gold contacs+led	ABB
+Q1-50KA2	1	ER 686 6	RL5001999	Standard Socket CR-M4SS for 2/4 c/o contacts	For 2/4 c/o contacts	ABB
+Q1-50KA2	1	ER 609 8	XXRL00112	Catch for CR-MH socket relay		ABB
+Q1-50KA2A	1	ER 598 3	RL0200961	Relays with 4 c/o contacts CR-M110AC4LG	110Vca Coil Gold contacs+led	ABB
+Q1-50KA2A	1	ER 686 6	RL5001999	Standard Socket CR-M4SS for 2/4 c/o contacts	For 2/4 c/o contacts	ABB
+Q1-50KA2A	1	ER 609 8	XXRL00112	Catch for CR-MH socket relay		ABB
+Q1-50KM5	1	EN 042 6	XXRL00078	3 poles contactor A 9-30-10	25A (AC-1) Coil 110V 50/60Hz	ABB
+Q1-50KM5	1	EN 962 5	XXRN00004	RC type RV 5/250	110-250 Vca	ABB
+Q1-51KA1	1	ER 598 3	RL0200961	Relays with 4 c/o contacts CR-M110AC4LG	110Vca Coil Gold contacs+led	ABB
+Q1-51KA1	1	ER 686 6	RL5001999	Standard Socket CR-M4SS for 2/4 c/o contacts	For 2/4 c/o contacts	ABB
+Q1-51KA1	1	ER 609 8	XXRL00112	Catch for CR-MH socket relay		ABB
+Q1-51KA2	1	ER 598 3	RL0200961	Relays with 4 c/o contacts CR-M110AC4LG	110Vca Coil Gold contacs+led	ABB
+Q1-51KA2	1	ER 686 6	RL5001999	Standard Socket CR-M4SS for 2/4 c/o contacts	For 2/4 c/o contacts	ABB
+Q1-51KA2	1	ER 609 8	XXRL00112	Catch for CR-MH socket relay		ABB
+Q1-51KA3	1	ER 598 3	RL0200961	Relays with 4 c/o contacts CR-M110AC4LG	110Vca Coil Gold contacs+led	ABB
+Q1-51KA3	1	ER 686 6	RL5001999	Standard Socket CR-M4SS for 2/4 c/o contacts	For 2/4 c/o contacts	ABB
+Q1-51KA3	1	ER 609 8	XXRL00112	Catch for CR-MH socket relay		ABB
+Q1-51KA4	1	ER 598 3	RL0200961	Relays with 4 c/o contacts CR-M110AC4LG	110Vca Coil Gold contacs+led	ABB
+Q1-51KA4	1	ER 686 6	RL5001999	Standard Socket CR-M4SS for 2/4 c/o contacts	For 2/4 c/o contacts	ABB
+Q1-51KA4	1	ER 609 8	XXRL00112	Catch for CR-MH socket relay		ABB
+Q1-51KA5	1	ER 598 3	RL0200961	Relays with 4 c/o contacts CR-M110AC4LG	110Vca Coil Gold contacs+led	ABB
+Q1-51KA5	1	ER 686 6	RL5001999	Standard Socket CR-M4SS for 2/4 c/o contacts	For 2/4 c/o contacts	ABB
+Q1-51KA5	1	ER 609 8	XXRL00112	Catch for CR-MH socket relay		ABB
+Q1F-20A1	1	ZZ0095699	ZZ0095699	Remote keypad	3m cable length	E.S.
+Q1F-20S1	1	ZB4-BG4	CE0030208	Key-operated sel.switch, 2 fixed pos., R & L	Key-operated	Telemecanique
+Q1F-20S1	1	ZBE-1016	CE0030904	Contact	1 NO Gold	Telemecanique
+Q1F-20S1	1	ZB4-BZ009	CE0030905	Base		Telemecanique
+Q1F-50H1	1	ZB4-BVBG1	CE0030911	Support + 24..120Vac/dc LED	White	Telemecanique
+Q1F-50H1	1	ZB4-BV013	CE0030401	Pilot light head for integrated led holder	White	Telemecanique
+Q1F-50S1	1	ZB4-BS54	CE0030051	Mushroom Pushbutton.40	Red	Telemecanique
+Q1F-50S1	1	ZB4-BZ102	CE0030901	Holder + contact block	1 NC	Telemecanique
+Q1F-50S1	1	ZBY-9101	CE0032005	Yellow label diam.60		Telemecanique

Proprieta' riservata - Riproduzione vietata. L'Elettronica Santerno tutela i propri diritti sui disegni a termine di legge.